
WIRING HARNESS CONFIGURATION DIAGRAMS

CONTENTS

ENGINE COMPARTMENT

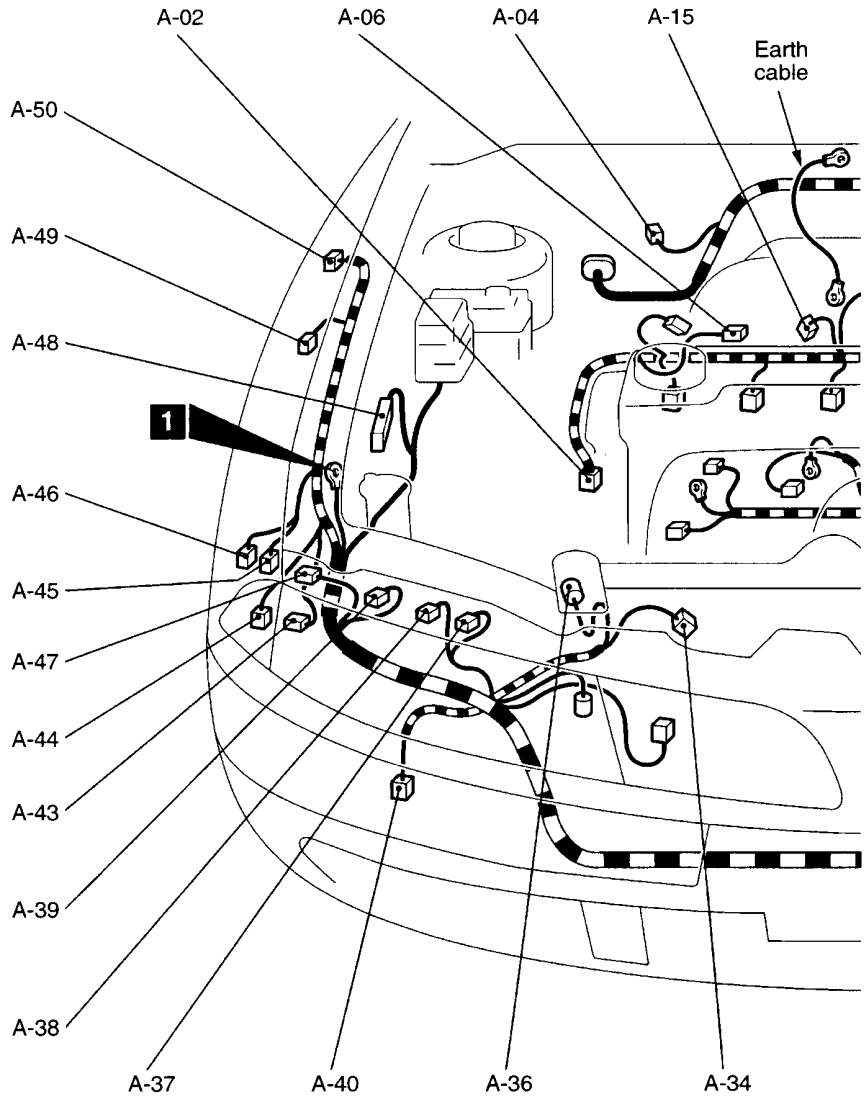
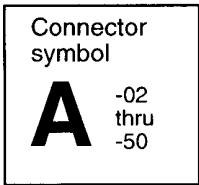
4G1 <L.H. drive vehicles>	2
4G1 <R.H. drive vehicles>	6

DASH PANEL

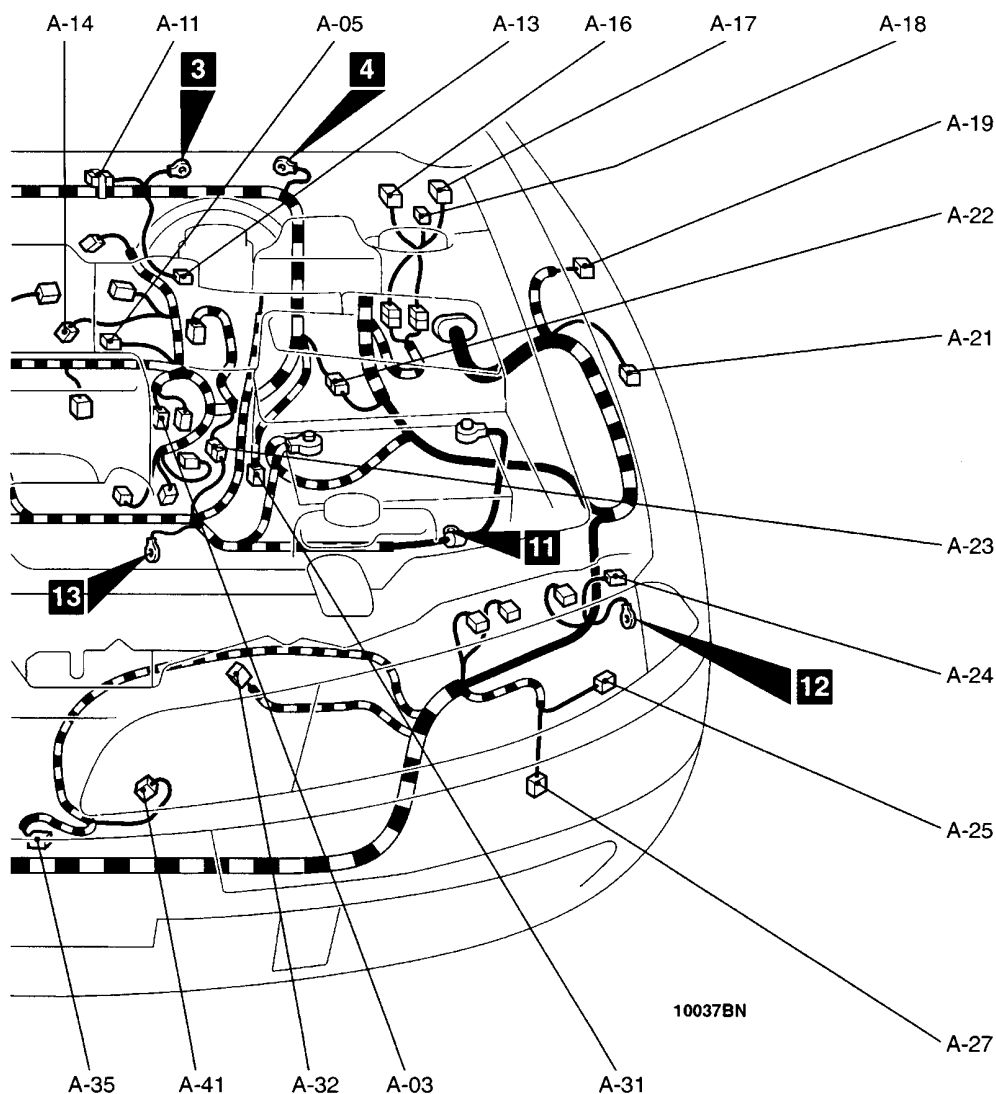
L.H. drive vehicles	10
R.H. drive vehicles	12

ENGINE COMPARTMENT

4G1 <L.H. drive vehicles>



- | | | | |
|-------------|----------------------------------|-------------|---|
| A-02 (3-B) | Crank angle sensor | A-17 (4) | DRL relay 1 |
| A-03 (3-B) | Camshaft position sensor | A-18 (4) | DRL relay 2 |
| A-04 (5-B) | Windshield wiper motor | A-19 (2-B) | Side turn signal lamp (LH) |
| A-05 (3-GR) | Ignition coil B | A-21 (2-B) | Front speed sensor (LH) <ABS> |
| A-06 (3-GR) | Ignition coil A | A-22 (10-B) | Front wiring harness and control wiring harness combination |
| A-11 (1-L) | Engine speed detection connector | A-23 (4-B) | Control wiring harness and battery cable assembly combination |
| A-13 (2-B) | Brake fluid level sensor | A-24 (2-B) | Front turn signal lamp (LH) |
| A-14 (2-B) | Purge control solenoid valve | A-25 (2-B) | Horn (LO) |
| A-15 (2-BR) | EGR control solenoid valve | | |
| A-16 (12) | DRL-ECU | | |

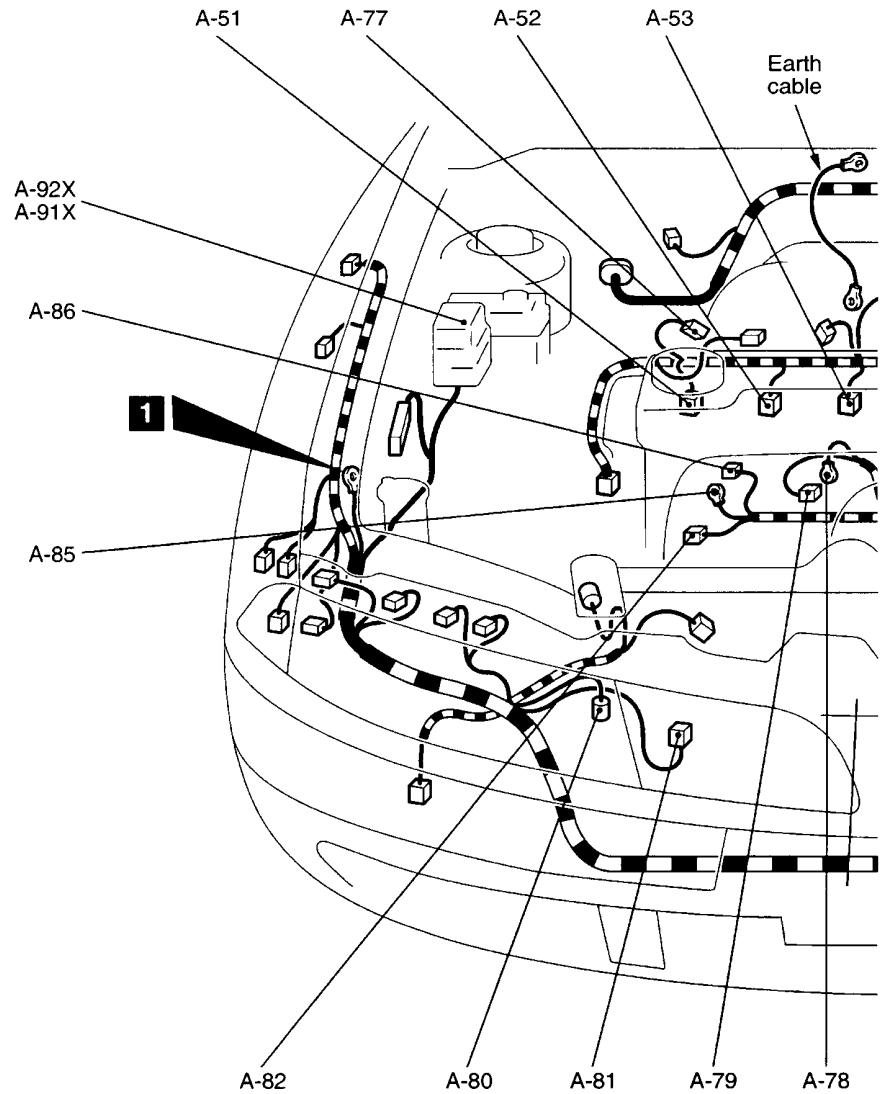
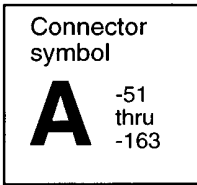


Connector colour code
 B: Black
 Y: Yellow
 L: Blue
 G: Green
 R: Red
 BR: Brown
 V: Violet
 O: Orange
 GR: Gray
 None: Milk white

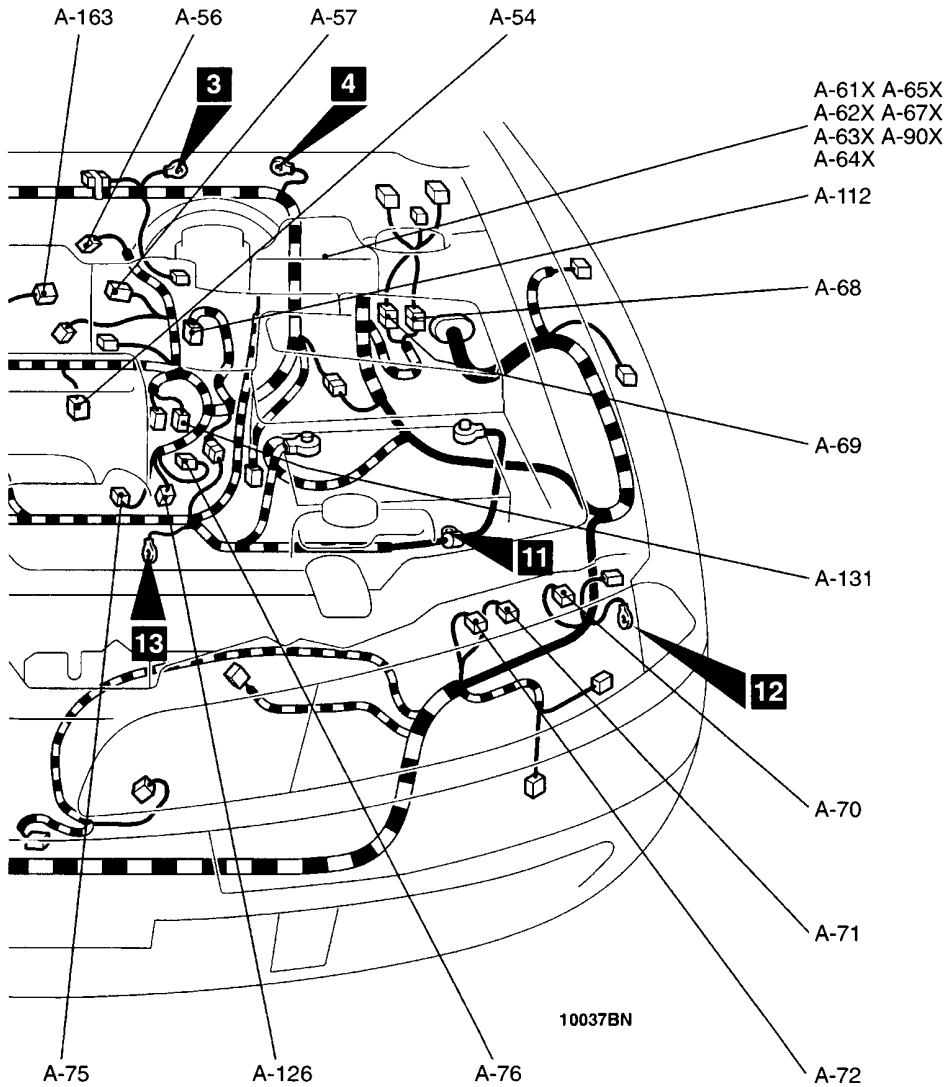
- A-27 (2-GR) Front fog lamp (LH)
- A-31 (2-G) Back-up lamp switch <M/T>
- A-32 (2-B) Radiator fan motor
- A-34 (4-GR) Condenser fan motor
- A-35 (2-BR) Outside thermo sensor
- A-36 (1) Power steering fluid pressure switch
- A-37 (2-B) Position lamp (RH)
- A-38 (3-B) Headlamp (RH)
- A-39 (3-B) Headlamp leveling unit (RH)
- A-40 (2-GR) Front fog lamp (RH)

- A-41 (2-B) Horn (HI)
- A-43 (2-BR) Washer fluid level sensor
- A-44 (2) Headlamp washer motor
- A-45 (2) Rear washer motor
- A-46 (2) Windshield washer motor
- A-47 (2-B) Front turn signal lamp (RH)
- A-48 (31-B) ABS-ECU
- A-49 (2-B) Front speed sensor (RH) <ABS>
- A-50 (2-B) Side turn signal lamp (RH)

4G1 <L.H. drive vehicles>



A-51 (2-GR)	Injector No. 1	A-65X (5)	Headlamp washer relay
A-52 (2-GR)	Injector No. 2	A-67X (5)	Horn relay
A-53 (2-GR)	Injector No. 3	A-68 (10-B)	Front wiring harness and DRL wiring harness combination
A-54 (2-GR)	Injector No. 4	A-69 (10-B)	Front wiring harness and DRL wiring harness combination
A-56 (4-B)	Throttle position sensor	A-70 (3-B)	Headlamp leveling unit (LH)
A-57 (6-B)	Idle speed control servo	A-71 (3-B)	Headlamp (LH)
A-61X (5)	Tail lamp relay <DRL>	A-72 (2-B)	Position lamp (LH)
A-62X (4)	Alternator relay		
A-63X (5)	Radiator fan relay		
A-64X (5)	Headlamp relay		

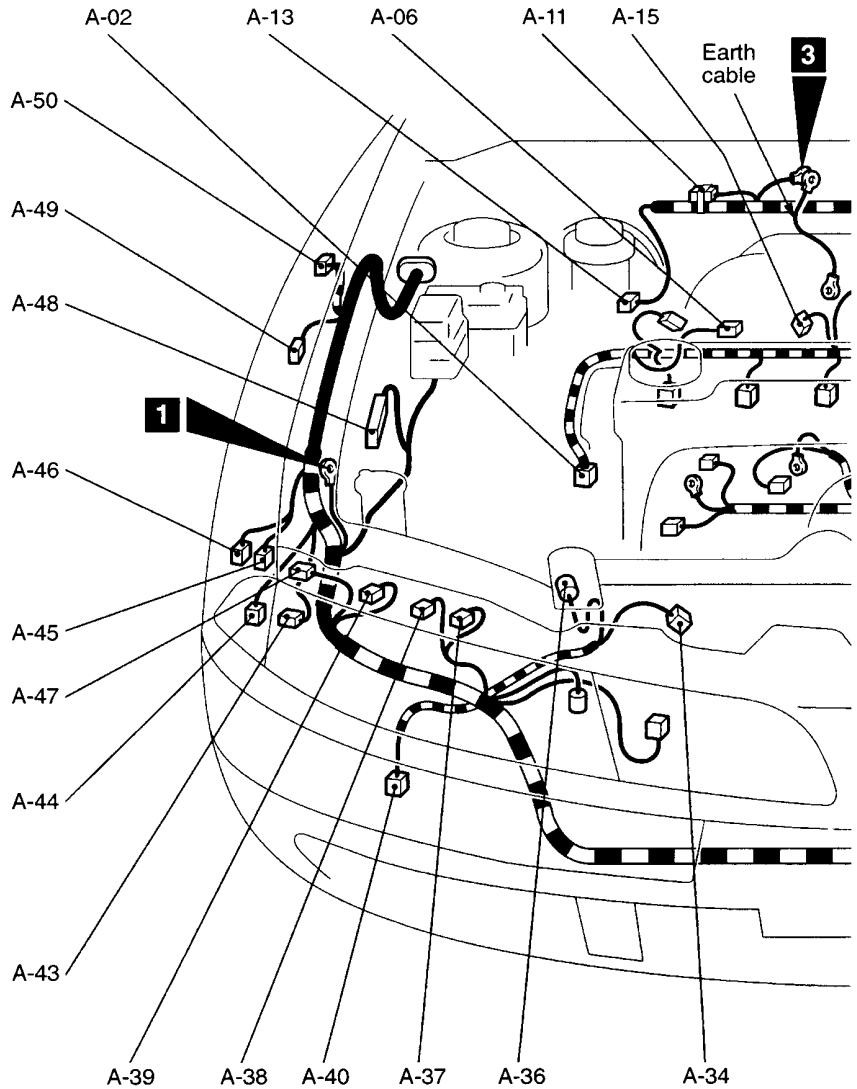
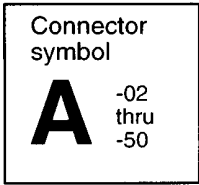


10037BN

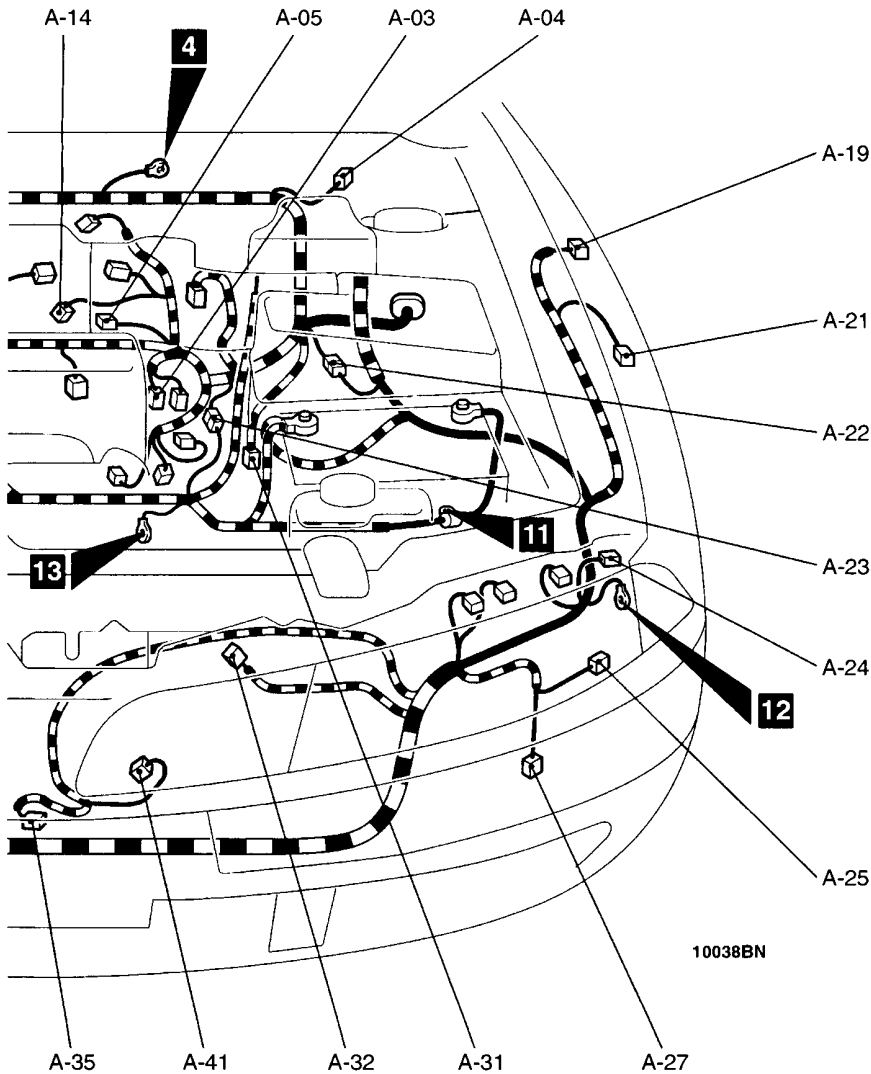
- | | | | |
|-------------|--|--------------|--------------------------|
| A-75 (1-B) | Engine coolant temperature gauge unit | A-85 (1) | Alternator |
| A-76 (2-B) | Engine coolant temperature sensor | A-86 (2-B) | Alternator |
| A-77 (2-GR) | Detonation sensor | A-90X (5) | Condenser fan relay (LO) |
| A-78 (1) | Starter | A-91X (5) | Condenser fan relay (HI) |
| A-79 (1) | Starter | A-92X (5) | A/C compressor relay |
| A-80 (2-BR) | Dual pressure switch | A-112 (3-B) | Vehicle speed sensor |
| A-81 (1-B) | A/C refrigerant temperature switch and magnetic clutch | A-126 (4-B) | Oxygen sensor (Front) |
| A-82 (1-B) | Oil pressure switch | A-131 (4-B) | Ignition failure sensor |
| | | A-163 (4-GR) | Vacuum sensor |

ENGINE COMPARTMENT

4G1 <R.H. drive vehicles>



- | | | | |
|-------------|----------------------------------|-------------|---|
| A-02 (3-B) | Crank angle sensor | A-19 (2-B) | Side turn signal lamp (LH) |
| A-03 (3-B) | Camshaft position sensor | A-21 (2-B) | Front speed sensor (LH) <ABS> |
| A-04 (5-B) | Windshield wiper motor | A-22 (10-B) | Front wiring harness and control wiring harness combination |
| A-05 (3-GR) | Ignition coil B | A-23 (4-B) | Control wiring harness and battery cable assembly combination |
| A-06 (3-GR) | Ignition coil A | A-24 (2-B) | Front turn signal lamp (LH) |
| A-11 (1-L) | Engine speed detection connector | A-25 (2-B) | Horn (LO) |
| A-13 (2-B) | Brake fluid level sensor | A-27 (2-GR) | Front fog lamp (LH) |
| A-14 (2-B) | Purge control solenoid valve | | |
| A-15 (2-BR) | EGR control solenoid valve | | |

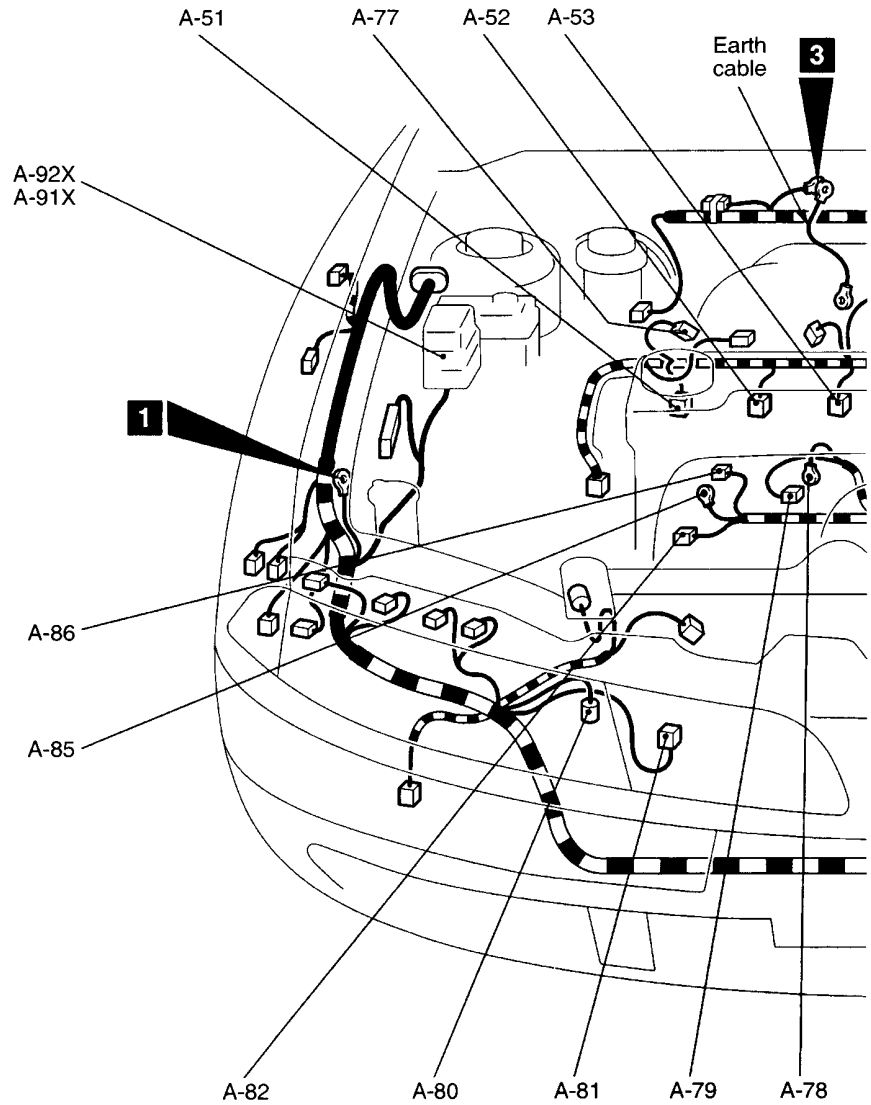
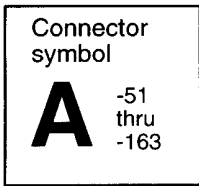


Connector colour code
 B: Black
 Y: Yellow
 L: Blue
 G: Green
 R: Red
 BR: Brown
 V: Violet
 O: Orange
 GR: Gray
 None: Milk white

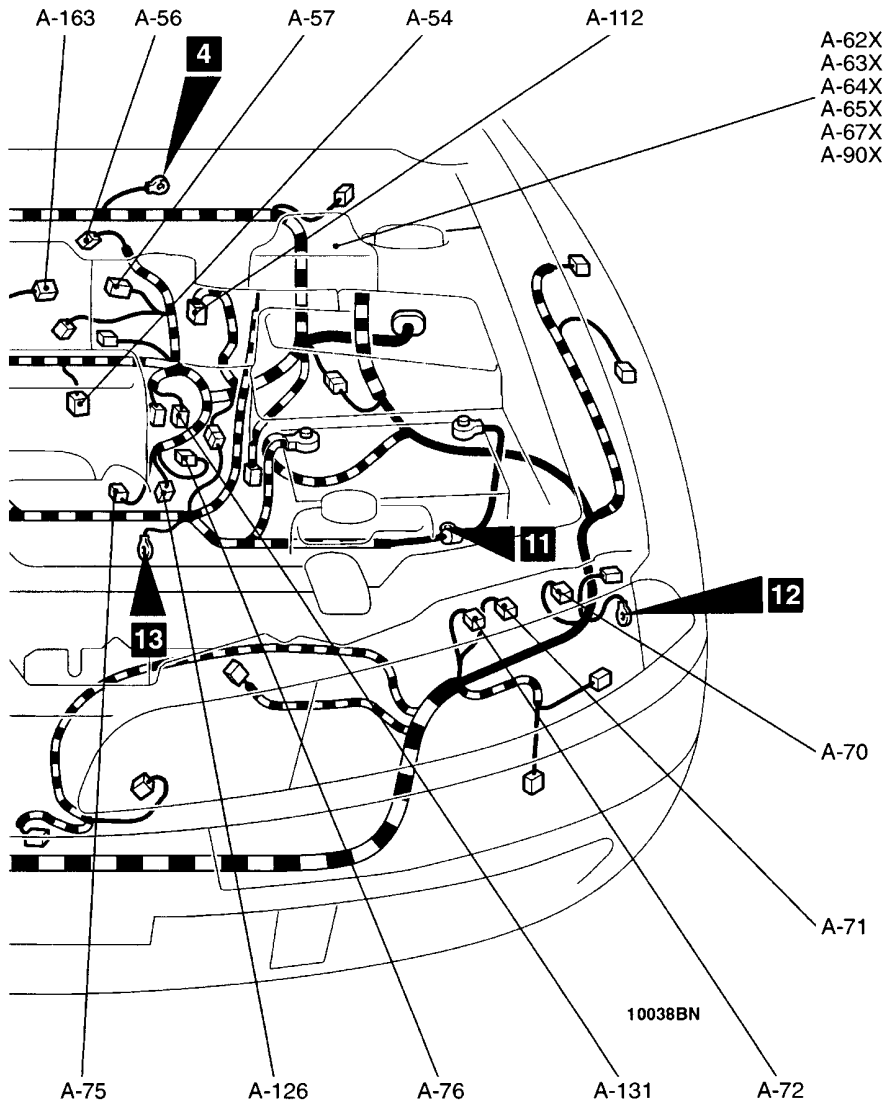
A-31 (2-G) Back-up lamp switch <M/T>
 A-32 (2-B) Radiator fan motor
 A-34 (4-GR) Condenser fan motor
 A-35 (2-BR) Outside thermo sensor
 A-36 (1) Power steering fluid pressure switch
 A-37 (2-B) Position lamp (RH)
 A-38 (3-B) Headlamp (RH)
 A-39 (3-B) Headlamp leveling unit (RH)
 A-40 (2-GR) Front fog lamp (RH)

A-41 (2-B) Horn (HI)
 A-43 (2-BR) Washer fluid level sensor
 A-44 (2) Headlamp washer motor
 A-45 (2) Rear washer motor
 A-46 (2) Windshield washer motor
 A-47 (2-B) Front turn signal lamp (RH)
 A-48 (31-B) ABS-ECU
 A-49 (2-B) Front speed sensor (RH) <ABS>
 A-50 (2-B) Side turn signal lamp (RH)

4G1 <R.H. drive vehicles>



A-51 (2-GR)	Injector No. 1	A-64X (5)	Headlamp relay
A-52 (2-GR)	Injector No. 2	A-65X (5)	Headlamp washer relay
A-53 (2-GR)	Injector No. 3	A-67X (5)	Horn relay
A-54 (2-GR)	Injector No. 4	A-70 (3-B)	Headlamp leveling unit (LH)
A-56 (4-B)	Throttle position sensor	A-71 (3-B)	Headlamp (LH)
A-57 (6-B)	Idle speed control servo	A-72 (2-B)	Position lamp (LH)
A-62X (4)	Alternator relay	A-75 (1-B)	Engine coolant temperature gauge unit
A-63X (5)	Radiator fan relay	A-76 (2-B)	Engine coolant temperature sensor



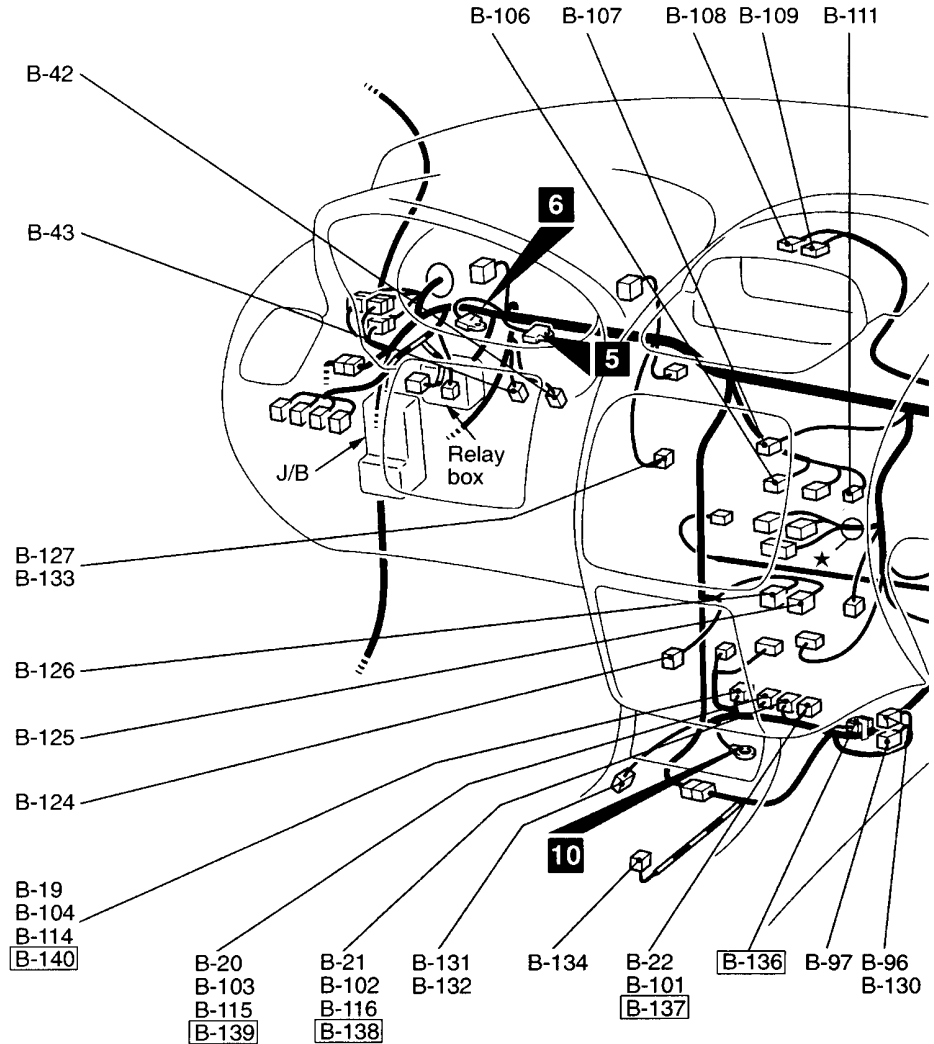
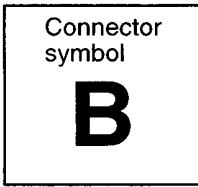
Connector colour code
 B: Black
 Y: Yellow
 L: Blue
 G: Green
 R: Red
 BR: Brown
 V: Violet
 O: Orange
 GR: Gray
 None: Milk white

- A-77 (2-GR) Detonation sensor
- A-78 (1) Starter
- A-79 (1) Starter
- A-80 (2-BR) Dual pressure switch
- A-81 (1-B) A/C refrigerant temperature switch and magnetic clutch
- A-82 (1-B) Oil pressure switch
- A-85 (1) Alternator

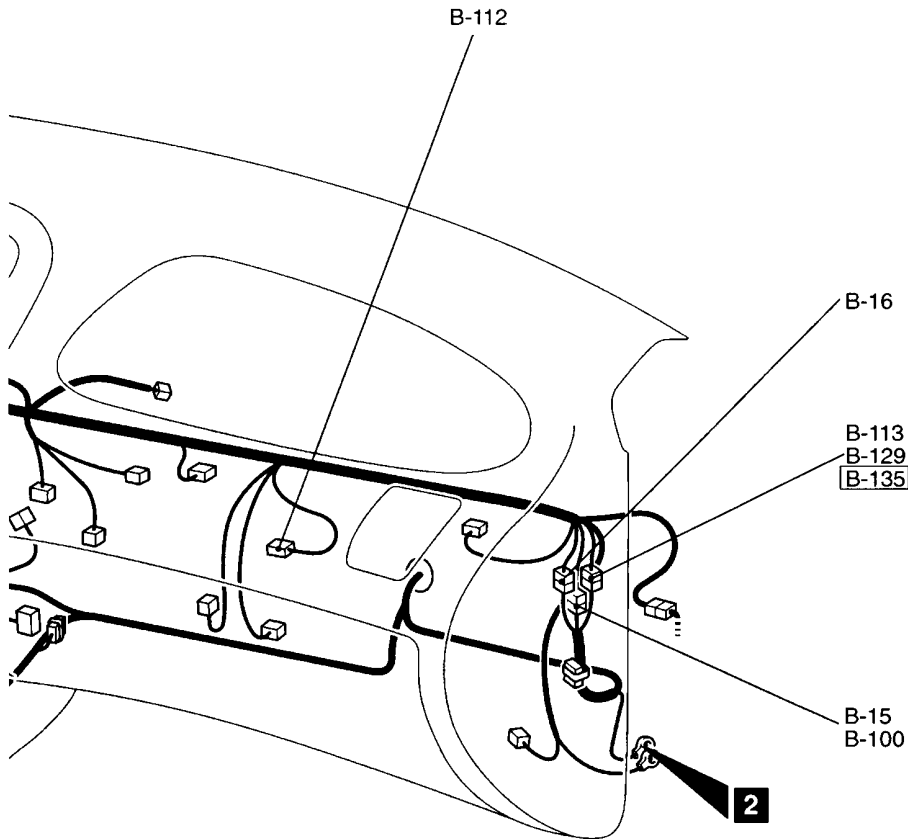
- A-86 (2-B) Alternator
- A-90X (5) Condenser fan relay (LO)
- A-91X (5) Condenser fan relay (HI)
- A-92X (5) A/C compressor relay
- A-112 (3-B) Vehicle speed sensor
- A-126 (4-B) Oxygen sensor (Front)
- A-131 (4-B) Ignition failure sensor
- A-163 (4-GR) Vacuum sensor

DASH PANEL

L.H. drive vehicles



B-15 (4)	Control wiring harness and body wiring harness combination <Petrol>	B-43 (4-BR)	Stop lamp switch <Petrol powered vehicles with auto-cruise control system>
B-16 (20)	Control wiring harness and body wiring harness combination	B-96 (4)	Engine control relay <Petrol>
B-19 (26-G)	Engine-ECU <4G92-M/T>	B-97 (4)	Fuel pump relay <Petrol>
B-20 (16-G)	Engine-ECU <4G92-M/T>	B-100 (2)	Control wiring harness and body wiring harness combination <Diesel>
B-21 (12-G)	Engine-ECU <4G92-M/T>	B-101 (30)	Engine-A/T-ECU <Petrol-A/T>
B-22 (22-G)	Engine-ECU <4G92-M/T>	B-102 (28)	Engine-A/T-ECU <Petrol-A/T>
B-42 (3-B)	Stop lamp switch <Petrol powered vehicles without auto-cruise control system> or no connection <Petrol powered vehicles with auto-cruise control system>	B-103 (26)	Engine-A/T-ECU <Petrol-A/T>
B-42 (4-BR)	Stop lamp switch <Diesel>	B-104 (35)	Engine-A/T-ECU <Petrol-A/T>
		B-106 (16)	Radio and tape player or CD player
		B-107 (10)	Hazard warning switch
		B-108 (16-B)	Multi center display unit
		B-109 (20-B)	Multi center display unit



10035BN

Connector colour code
 B: Black
 Y: Yellow
 L: Blue
 G: Green
 R: Red
 BR: Brown
 V: Violet
 O: Orange
 GR: Gray
 None: Milk white

- B-111 (1-B) Radio and tape player or CD player
- B-112 (2-B) Glove box lamp
- B-113 (18) Control wiring harness and body wiring harness combination <GDI>
- B-114 (35-GR) Engine-ECU <4G93-M/T>
- B-115 (28-GR) Engine-ECU <4G93-M/T>
- B-116 (30-GR) Engine-ECU <4G93-M/T>
- B-124 (3) Cigarette lighter
- B-125 (1-B) Navigation unit
- B-126 (12-B) Navigation unit
- B-127 (8-GR) Accelerator pedal position sensor <GDI>
- B-129 (14) Control wiring harness and body wiring harness combination <Diesel>
- B-130 (4) Main relay <Diesel>
- B-131 (4) Oxygen sensor (Rear) <GDI>
- B-132 (4) Oxygen sensor (Rear) <except-GDI>

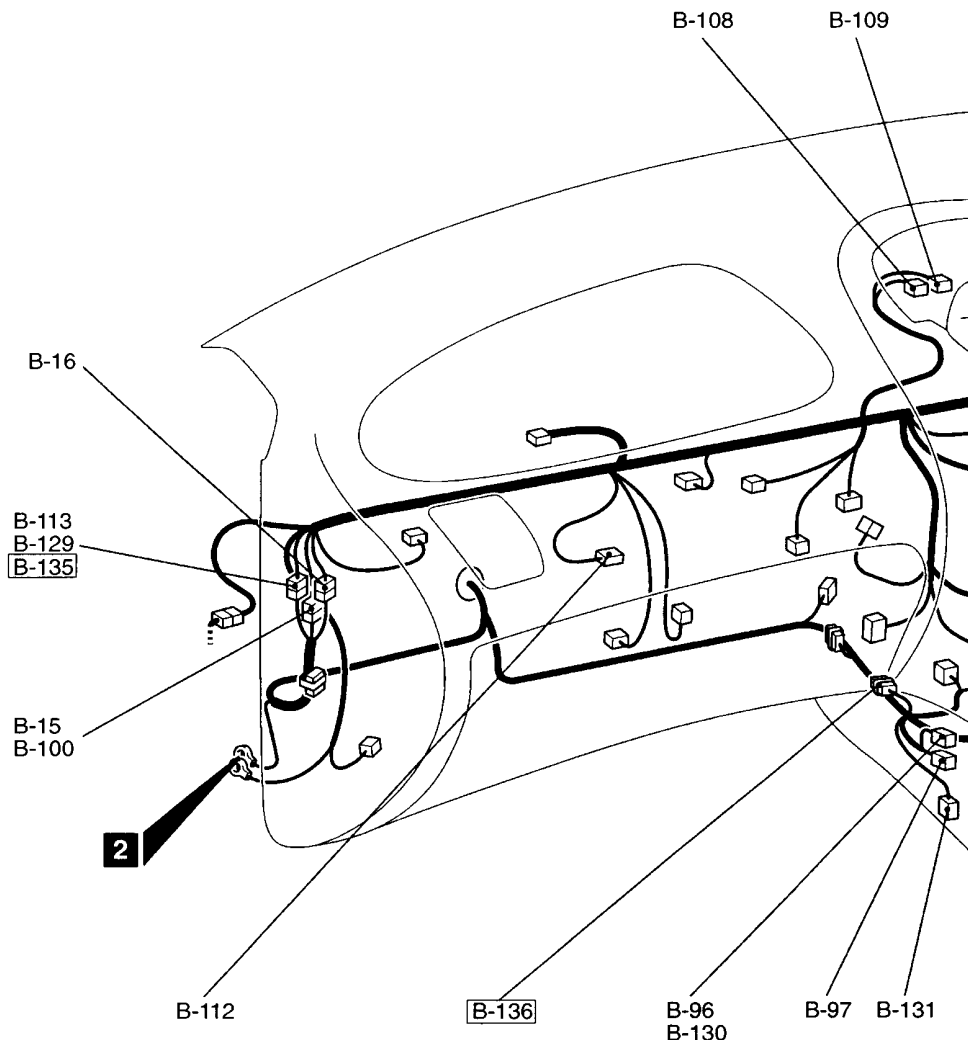

- B-133 (6-B) Accelerator pedal position sensor <Diesel>
- B-134 (8) Shift switch assembly <Sports mode 4A/T>
- B-135 (4) Control wiring harness and body wiring harness combination <4G1>
- B-136 (3-R) Diode (For MPI system circuit) <4G1>
- B-137 (22-Y) Engine-ECU <4G1>
- B-138 (12-Y) Engine-ECU <4G1>
- B-139 (16-Y) Engine-ECU <4G1>
- B-140 (26-Y) Engine-ECU <4G1>

NOTE

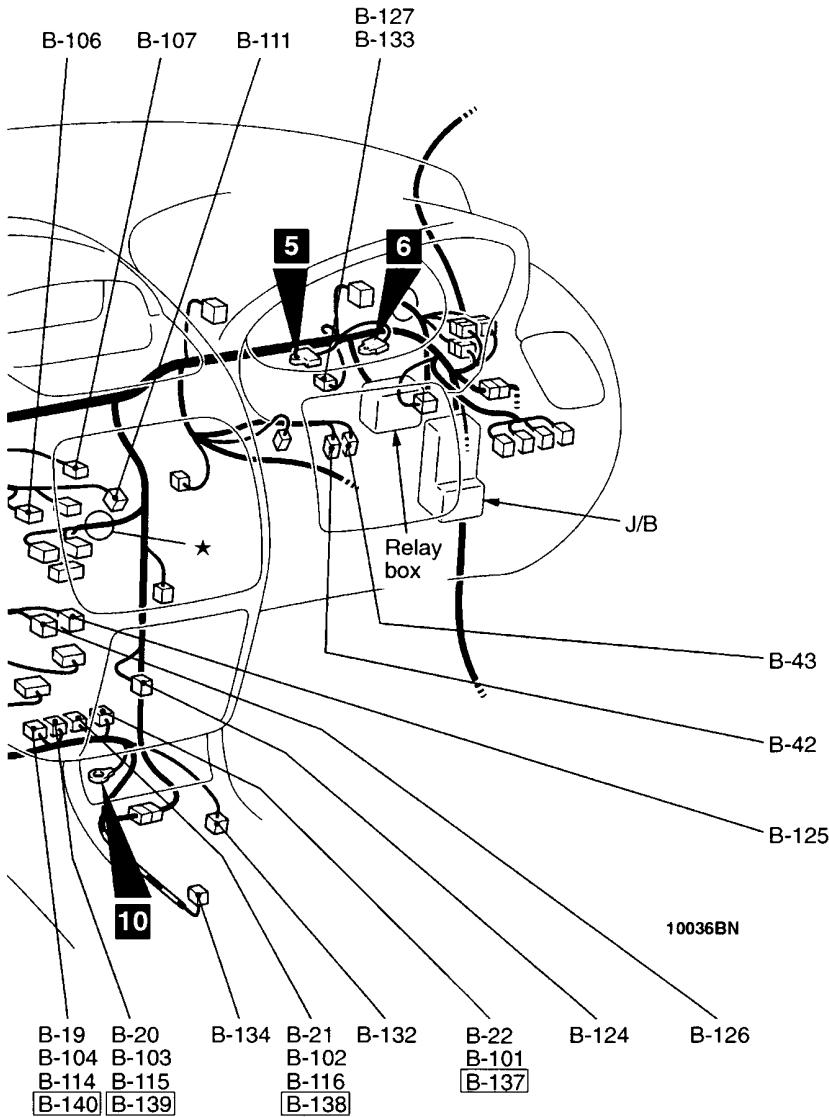
Connector numbers in are connector numbers which have been added.

DASH PANEL

R.H. drive vehicles



B-15 (4)	Control wiring harness and body wiring harness combination <Petrol>	B-43 (4-BR)	Stop lamp switch <Petrol powered vehicles with auto-cruise control system>
B-16 (20)	Control wiring harness and body wiring harness combination	B-96 (4)	Engine control relay <Petrol>
B-19 (26-G)	Engine-ECU <4G92-M/T>	B-97 (4)	Fuel pump relay <Petrol>
B-20 (16-G)	Engine-ECU <4G92-M/T>	B-100 (2)	Control wiring harness and body wiring harness combination <Diesel>
B-21 (12-G)	Engine-ECU <4G92-M/T>	B-101 (30)	Engine-A/T-ECU <Petrol-A/T>
B-22 (22-G)	Engine-ECU <4G92-M/T>	B-102 (28)	Engine-A/T-ECU <Petrol-A/T>
B-42 (3-B)	Stop lamp switch <Petrol powered vehicles without auto-cruise control system> or no connection <Petrol powered vehicles with auto-cruise control system>	B-103 (26)	Engine-A/T-ECU <Petrol-A/T>
B-42 (4-BR)	Stop lamp switch <Diesel>	B-104 (35)	Engine-A/T-ECU <Petrol-A/T>
		B-106 (16)	Radio and tape player or CD player
		B-107 (10)	Hazard warning switch
		B-108 (16-B)	Multi center display unit
		B-109 (20-B)	Multi center display unit
		B-111 (1-B)	Radio and tape player or CD player



Connector colour code
 B: Black
 Y: Yellow
 L: Blue
 G: Green
 R: Red
 BR: Brown
 V: Violet
 O: Orange
 GR: Gray
 None: Milk white

- B-112 (2-B) Glove box lamp
- B-113 (18) Control wiring harness and body wiring harness combination <GDI>
- B-114 (35-GR) Engine-ECU <4G93-M/T>
- B-115 (28-GR) Engine-ECU <4G93-M/T>
- B-116 (30-GR) Engine-ECU <4G93-M/T>
- B-124 (3) Cigarette lighter
- B-125 (1-B) Navigation unit
- B-126 (12-B) Navigation unit
- B-127 (8-GR) Accelerator pedal position sensor <GDI>
- B-129 (14) Control wiring harness and body wiring harness combination <Diesel>
- B-130 (4) Main relay <Diesel>
- B-131 (4) Oxygen sensor (Rear) <GDI>
- B-132 (4) Oxygen sensor (Rear) <except-GDI>

- B-133 (6-B) Accelerator pedal position sensor <Diesel>
- B-134 (8) Shift switch assembly <Sports mode 4A/T>
- B-135 (4) Control wiring harness and body wiring harness combination <4G1>
- B-136 (3-R) Diode (For MPI system circuit) <4G1>
- B-137 (22-Y) Engine-ECU <4G1>
- B-138 (12-Y) Engine-ECU <4G1>
- B-139 (16-Y) Engine-ECU <4G1>
- B-140 (26-Y) Engine-ECU <4G1>

NOTE
 Connector numbers in are connector numbers which have been added.